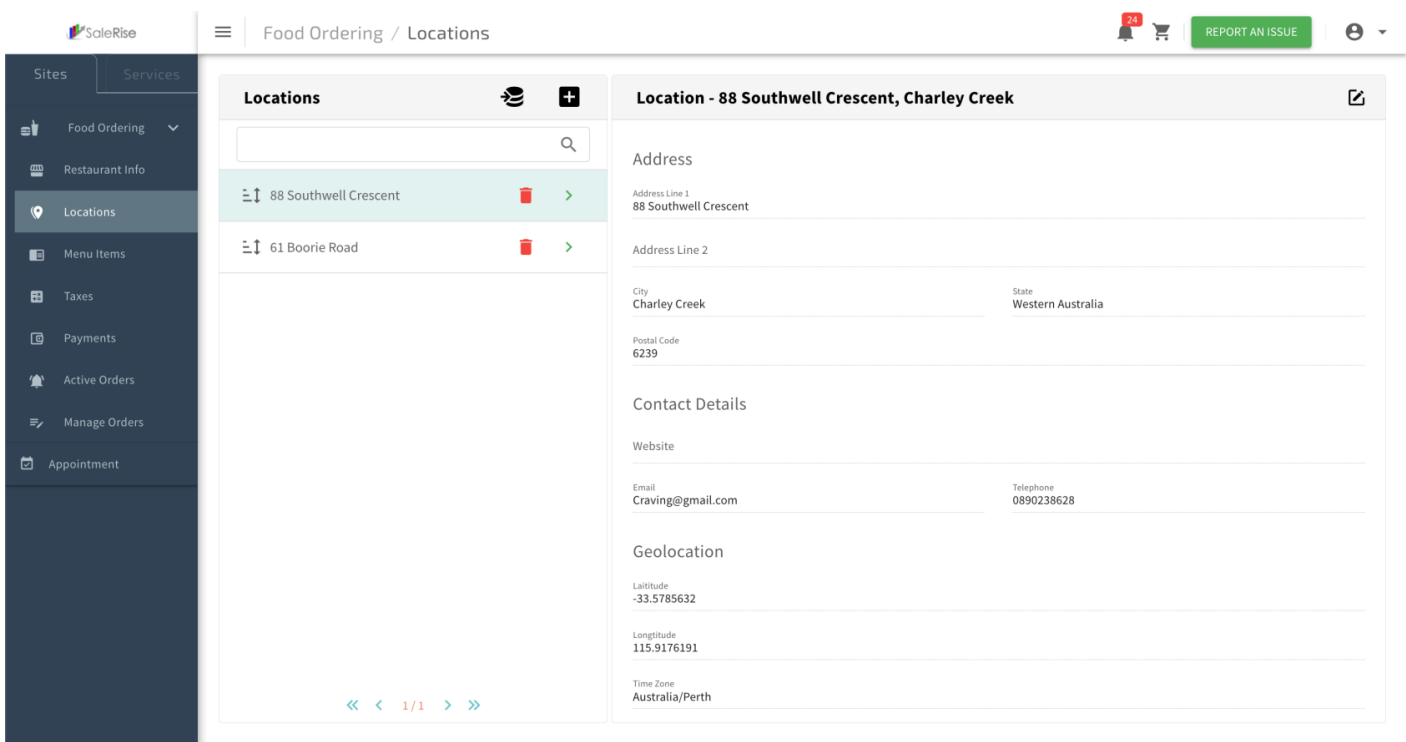


# Location Management

## 2.1 Location Setup Overview

In the "Location Setup" page, you gain control over your restaurant's geographical presence. Manage and add multiple locations effortlessly, ensuring an accurate representation of your brand across various areas. This feature is instrumental for establishments with multiple branches or those looking to expand their reach.



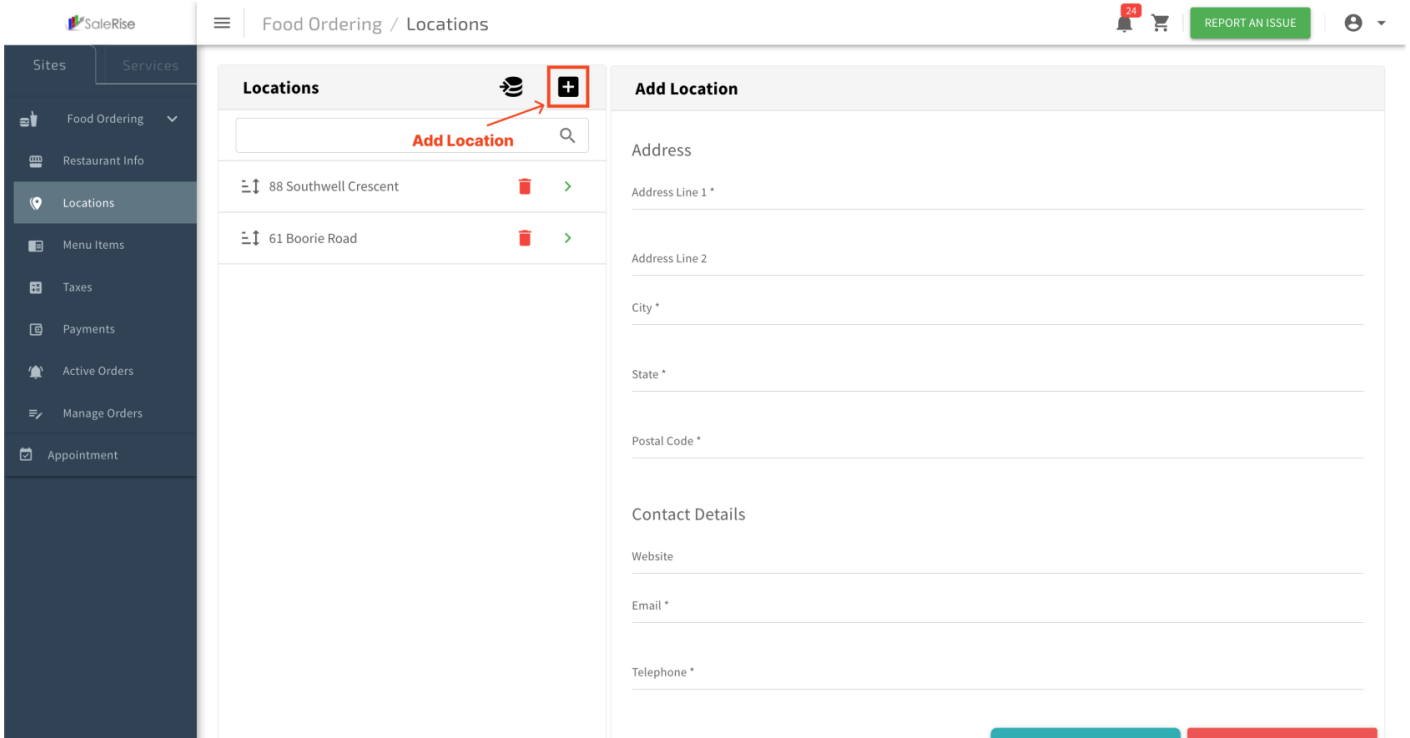
The screenshot displays the SaleRise web application interface for location management. The top navigation bar includes the SaleRise logo, a hamburger menu, the current page path "Food Ordering / Locations", a notification bell with a "24" badge, a shopping cart icon, and a "REPORT AN ISSUE" button. The left sidebar contains a "Sites" tab and a "Services" dropdown menu with options: Food Ordering, Restaurant Info, Locations (highlighted), Menu Items, Taxes, Payments, Active Orders, Manage Orders, and Appointment. The main content area is divided into two sections. The left section, titled "Locations", features a search bar and a list of two locations: "88 Southwell Crescent" and "61 Boorie Road", each with a trash icon and a right-pointing chevron. The right section, titled "Location - 88 Southwell Crescent, Charley Creek", provides a detailed form for this specific location. It includes fields for Address (Address Line 1: 88 Southwell Crescent, Address Line 2), City (Charley Creek), State (Western Australia), and Postal Code (6239). The Contact Details section includes a Website field and Email (Craving@gmail.com) and Telephone (0890238628) fields. The Geolocation section includes Latitude (-33.5785632), Longitude (115.9176191), and Time Zone (Australia/Perth) fields. At the bottom of the Locations list, there are navigation arrows and a "1/1" indicator.

### Manage Existing Locations:

- View and modify details of current restaurant locations.

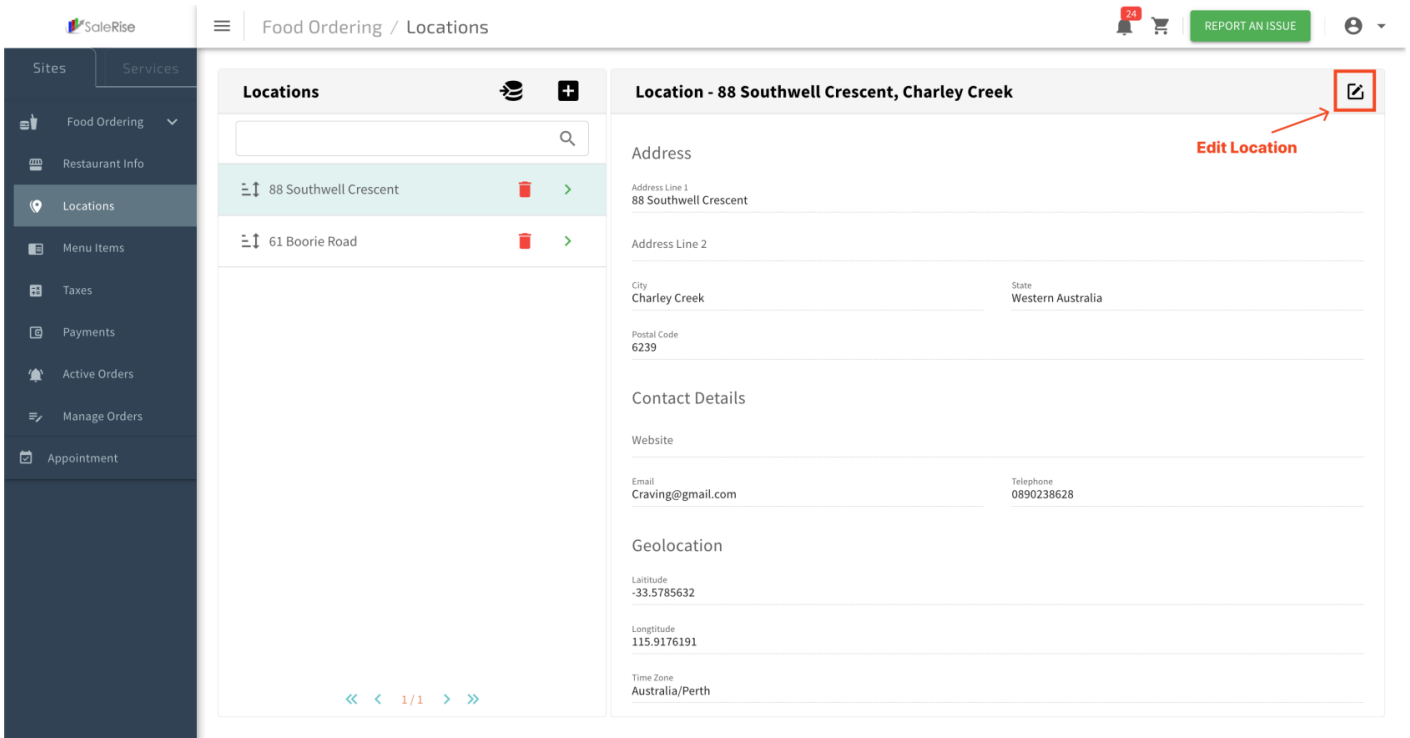
### Add New Locations:

- Seamlessly incorporate additional branches or locations as your business expands.



### Edit Location:

- Easily edit existing ones to adapt to changes in your business landscape.
- Ensure that all information, including geographical details and services, is up-to-date for each location.



### Revision #3

Created 4 December 2023 19:37:27 by Adnan  
 Updated 6 December 2023 07:56:05 by Adnan