

Calendar View for Reservations

The "Calendar View" module offers users a visual representation of reservations, allowing for easy scheduling and management. Users can view and interact with reservations directly on the calendar interface.

- [Edit, Create, or Cancel Reservations](#)

Edit, Create, or Cancel Reservations

Overview:

The "Calendar View" module offers users a visual representation of reservations, allowing for easy scheduling and management. Users can view and interact with reservations directly on the calendar interface.

1. Access "Calendar View":

- Navigate to the "Calendar View" module to see an interactive calendar representation of reservations.

The screenshot displays the SaleRise Appointment / Calendar interface. The sidebar on the left contains navigation options: Sites, Services, Appointment, General, Clinic, Doctor, Service, Tags, Extras, Reservations, and Calendar. The main calendar view shows a monthly overview for September 2020, with dates from 27 to 30. Reservations are highlighted in blue and red. The following table represents the reservation data shown in the calendar:

Sunday	Monday	Tuesday	Wednesday	Thursday	Friday	Saturday
27	28	29	30	31	1	2
3	4	5 AD - 08:00:00	6	7	8	9
10 as - 18:00:00	11	12	13	14	15	16
17	18	19 ad - 08:00:00	20 Hello Woy - 09:30:00 Adnan Rashid - 08:00:00	21	22	23
24	25	26	27	28 Makan Lezat - 10:00:00	29	30

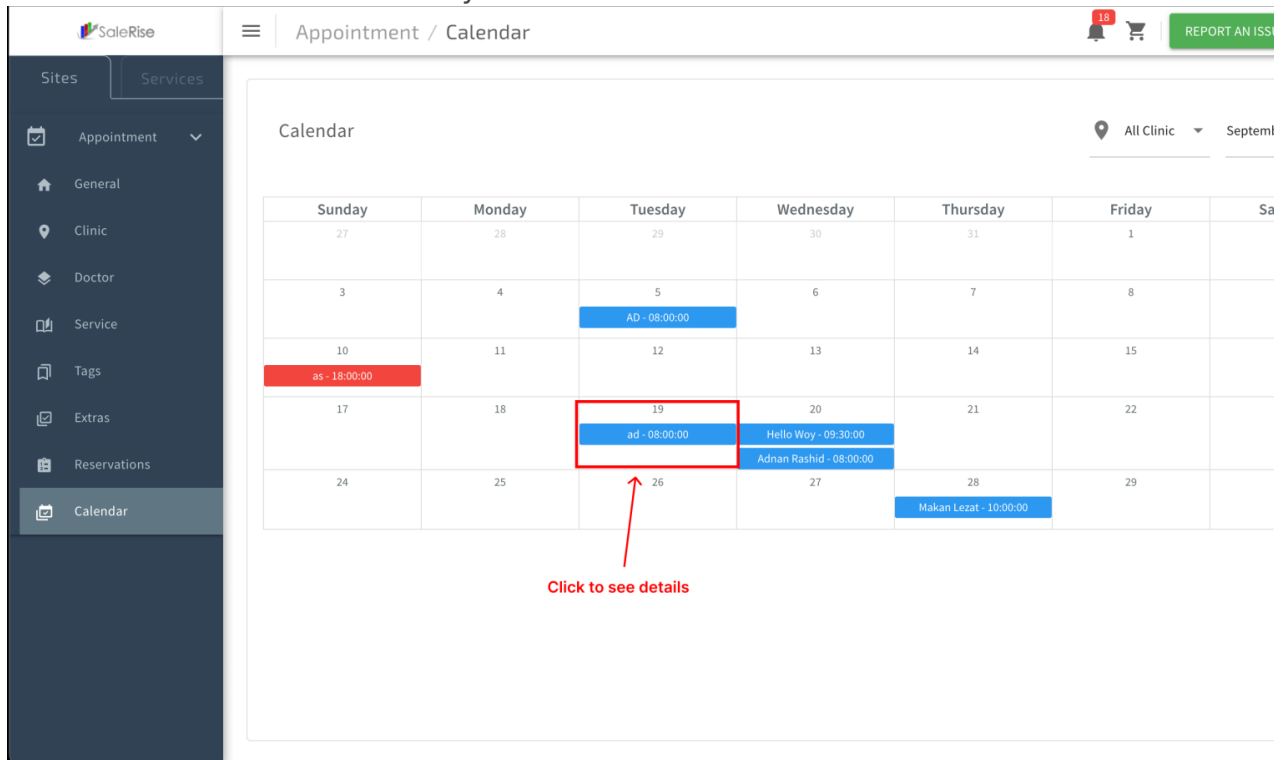
2. Monthly Overview:

- See a monthly overview of reservations with dates highlighted.

3. Interactive Calendar:

- Interact with the calendar to view reservations for specific dates.

- Click on a date to see a summary of reservations.

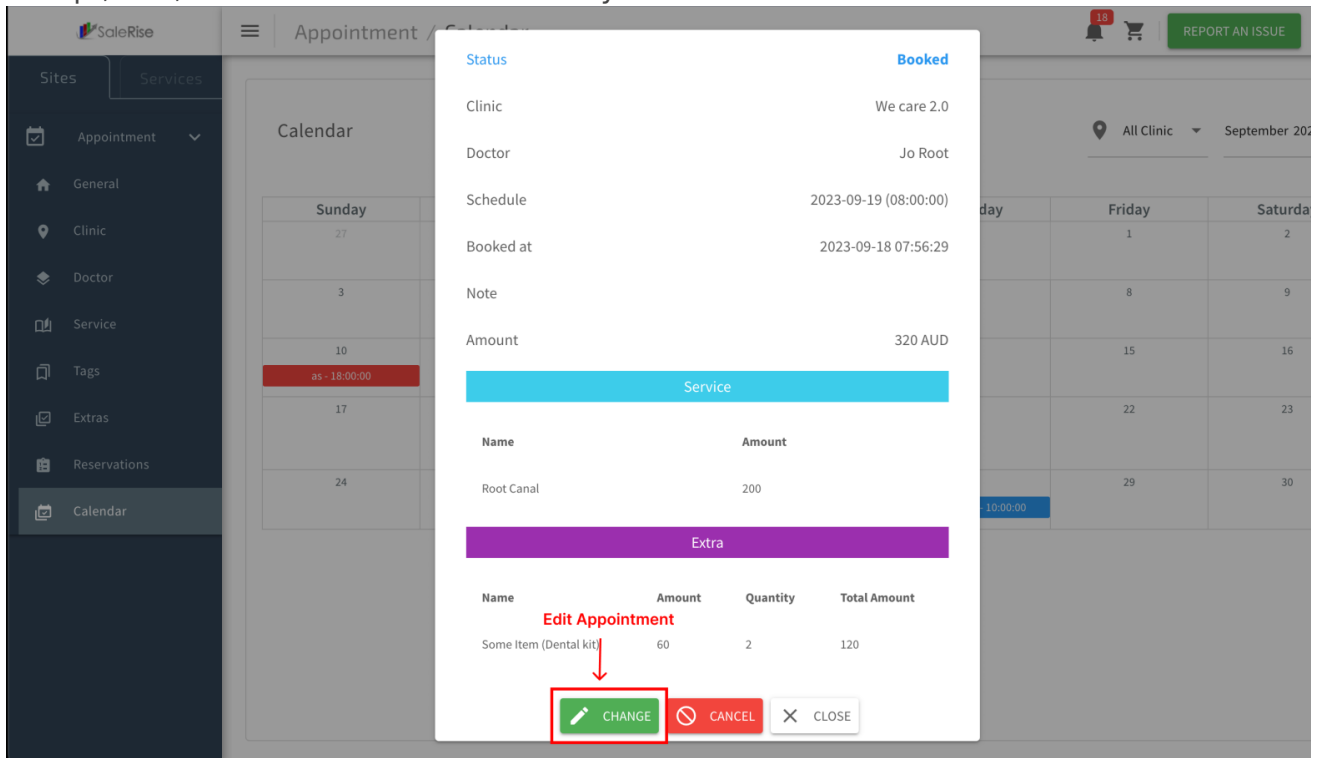


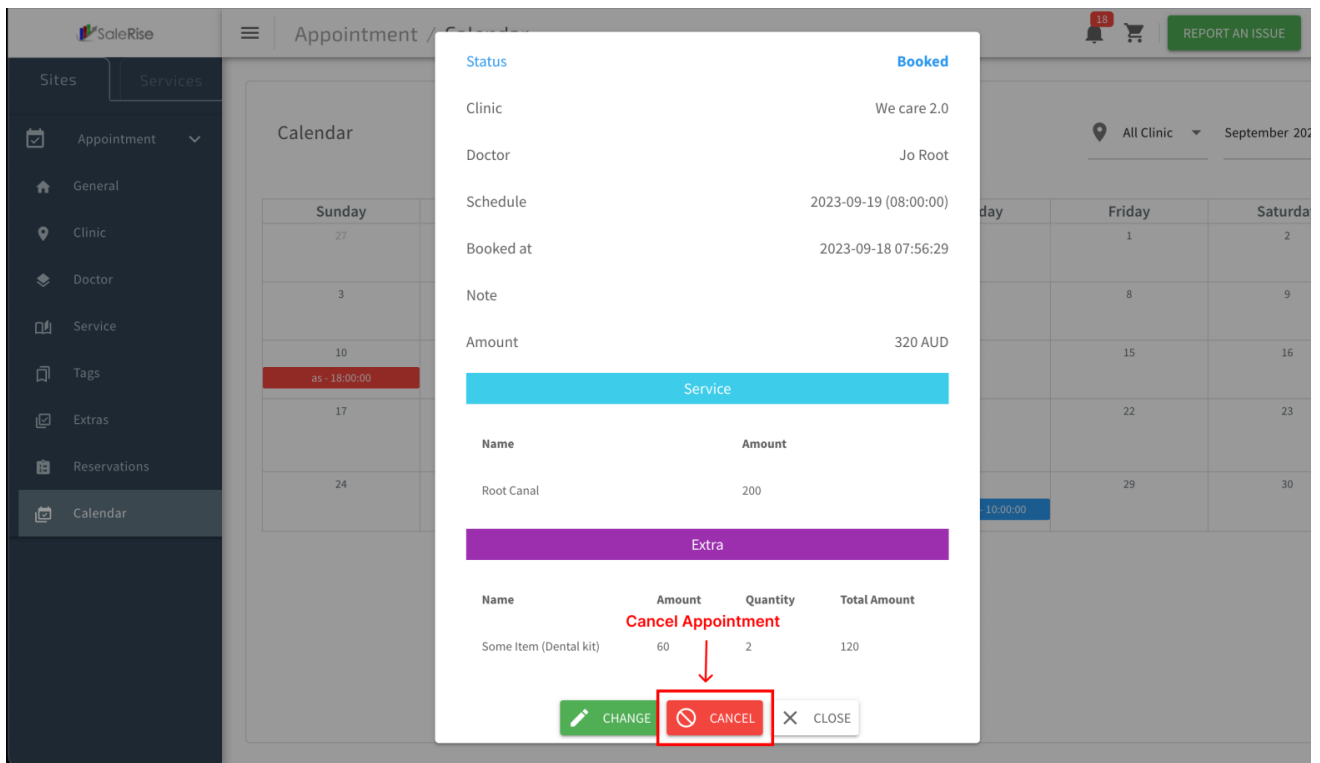
4. Daily Details:

- View detailed reservation information for a specific date.
 - **Reservation List:** Display a list of reservations for the selected date.
 - **Customer Details:** Access customer information.

5. Accept, Edit, or Cancel Reservations:

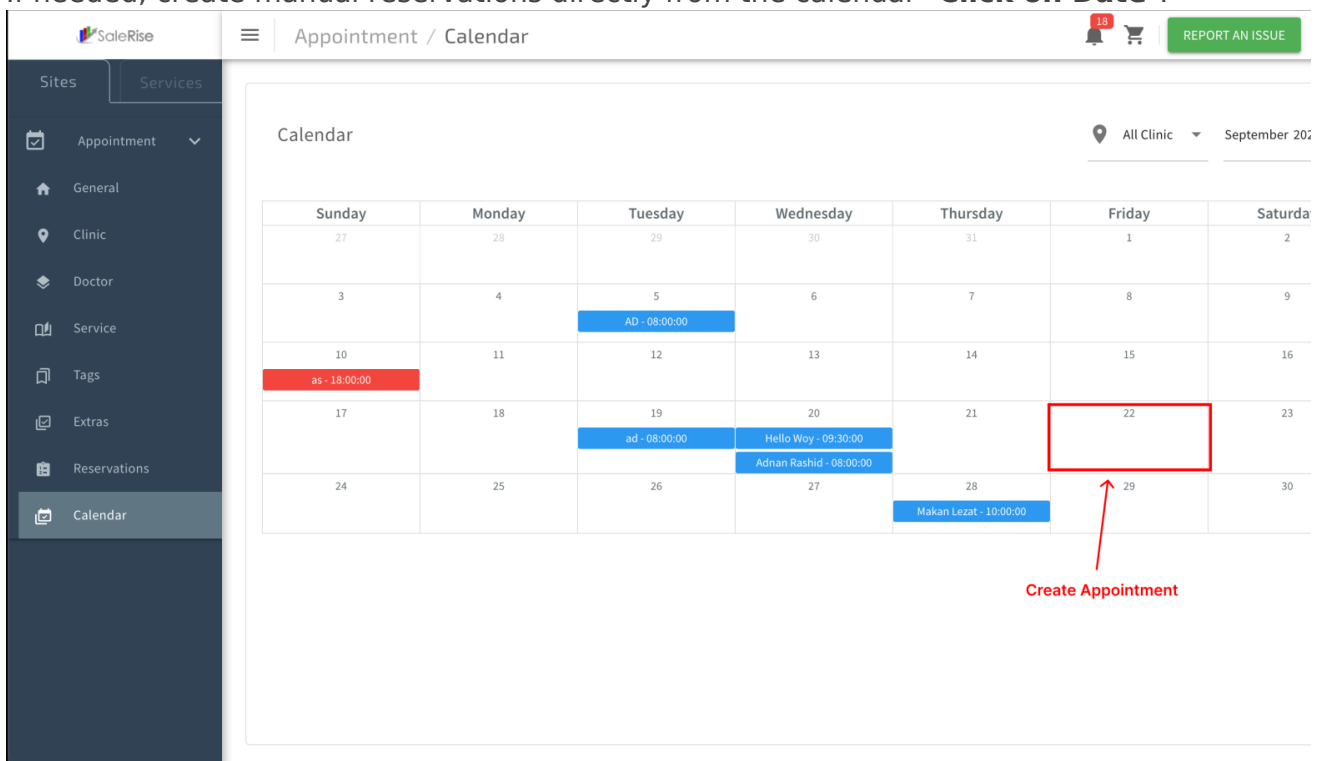
- Accept, Edit, or cancel reservations directly from the calendar view.





6. Create Manual Reservations:

- If needed, create manual reservations directly from the calendar "Click on Date".



- **Interactive Form:** Enter customer details, reservation date, time, and services.

7. Navigate Through Months:

- Easily navigate through different months to plan and manage future reservations.